



PLTW Virtual Learning

7th and 8th Grade Design and Modeling

April 27, 2020



Lesson 16: Multi-view Tour of the World Day 1

Objective/Learning Target:

Students will research and draw a world landmark using the multiview drawing technique.

Warm-Up:

1. If you could travel anywhere in the world, where would you go?
1. Why would you go there? Is there something you really want to see?

You will need your drawing skills today so let's warm up by sketching yourself visiting this place.

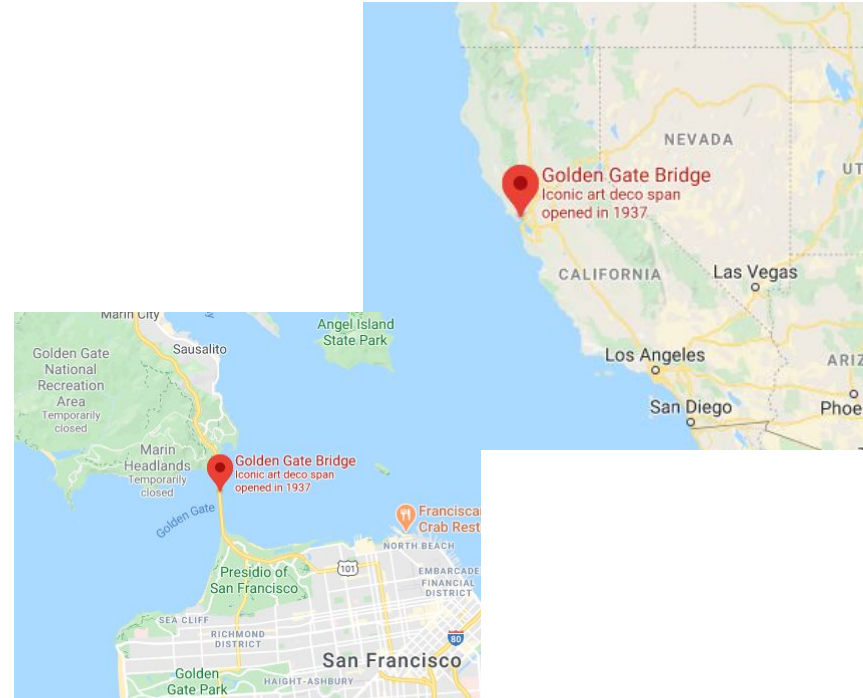
Lesson Introduction/Background Information:

This week we will be going on a **Multi-View Tour of the World**. Each day we will virtually visit a famous landmark, learn background information, and finally draw it's front, top, and side view.



Lesson Introduction/Background Information:

The first stop on this world tour is the Golden Gate Bridge in San Francisco, California.



Lesson Introduction/Background Information:

What makes this bridge so amazing?

Why does it get about 27,000 visitors a day?

As you visit these websites, take notes over what you learn. Make sure to answer the questions on the next slide in your notes.

[Golden Gate History](#)
[Golden Gate Exhibits](#)



Practice:

1. The bridge connects which two cities in California?
2. What type of bridge is the Golden Gate Bridge? What does that mean the bridge is made of?
3. How long did it take to build the bridge?
4. What is the length and width of the bridge?
5. What natural elements made this bridge hard to build?
6. What color is the bridge and why was that color chosen?
7. List 4 other interesting facts you learned in your research.

Practice:


Now it's time to take what we learned last week about multi-view drawings and use those skills to draw this bridge like an engineer would.

What would this bridge look like from the top, front and right side?

These websites may help you while drawing

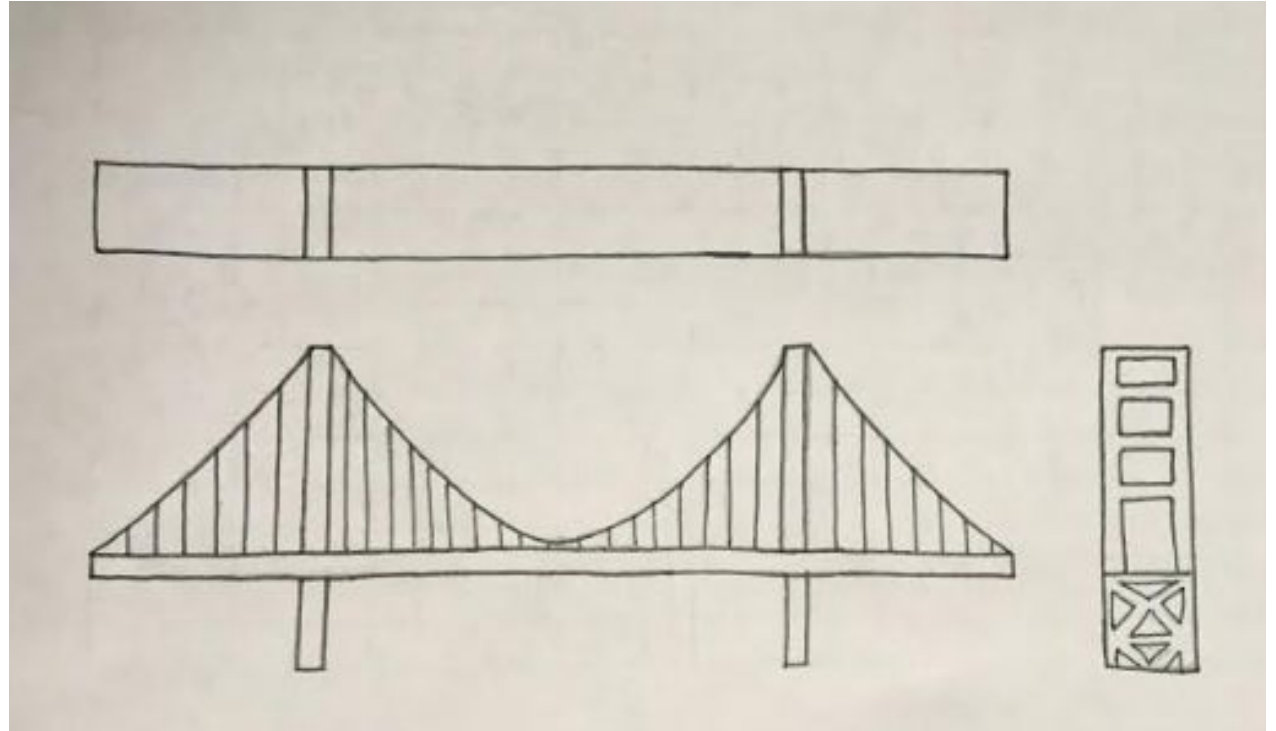
[360 View of Bridge](#)

[Google Maps of Bridge](#)



Answer

Because this is the first stop on our Multi-View World Tour, here is a teacher example of what the multiview might look like.



Self-Assessment:

How did you do on your multi-view drawing?

Show your household your picture and see if they can guess the famous landmark.

Extend Your Learning/Continued Practice:

Explore this website to learn more about this amazing structure.

[Golden Gate Bridge](#)

Start this [video](#) at 2:00 to see what it is like to drive across the bridge.

